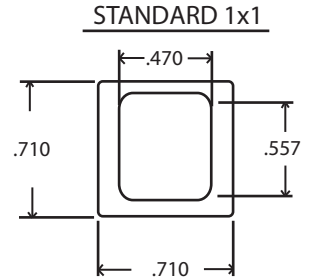
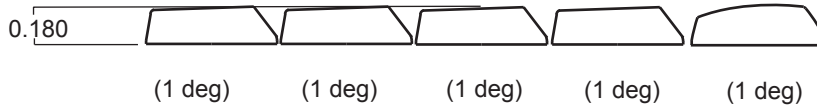


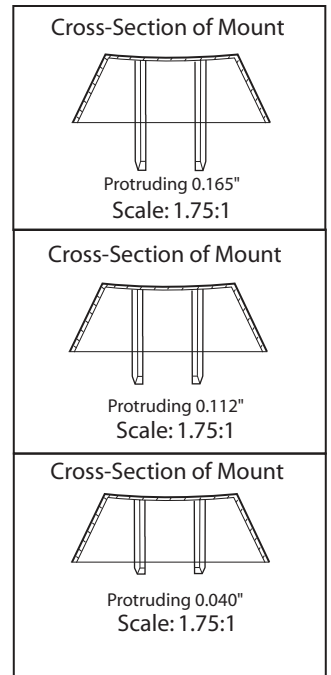
LP FAMILY 11

LOW PROFILE, CYLINDRICAL TOP, NON-SCULPTURED

- STANDARD MATERIAL: ABS, PBT
 GRAPHIC OPTIONS: PAD PRINTING, LASER MARKING, SUBLIMATION PRINTING
 MOUNTING OPTIONS: 3 MOUNT STYLES AVAILABLE FOR CHERRY ML SWITCH
 SURFACE OPTIONS: S - SEMI-MATTE TOP AND SIDES
 G - GLOSS TOP AND SIDES
 M - MATTE TOP, SEMI-MATTE SIDES



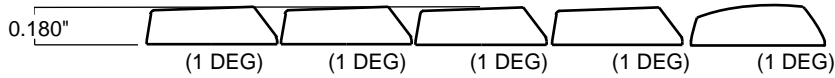
FULL TOUCH KEYS	ROW 3	ROW 3	ROW 3	ROW 3	SPACE BAR
1 x .8			M		
1 x 1			M		
1 x 1 homing bar			M		
1 x 1 homing bump			M		
1 x 1.5			M		
1 x 1.75			M		
1 x 2			M		
1 x 4.75					M
1 x 5					M
VERTICAL KEYS					SPACE BAR
1 x 2, vertical	3	3	M	3	
STEPPED KEYS					SPACE BAR
1 x 1.25, .125 step L & R	3	3	M	3	
1 x 1.5, .25 step L & R			M		
1 x 1.5, .5 step L			M		



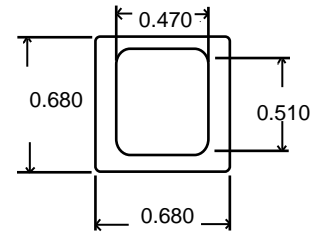
LP FAMILY 13 - 6.9mm

LOW PROFILE, CYLINDRICAL TOP, NON-SCULPTURED

- STANDARD MATERIAL: ABS, PC
 GRAPHIC OPTIONS: TWO-SHOT MOLDING, PAD PRINTING, LASER MARKING
 MOUNTING OPTIONS: 1 MOUNT STYLE AVAILABLE FOR CHERRY ML SWITCH
 SURFACE OPTIONS: S - SEMI-MATTE TOP AND SIDES



STANDARD 1X1



FULL TOUCH KEYS	ROW 3	ROW 3	ROW 3	ROW 3	SPACE BAR
1 x .8			S		
1 x 1			S		
1 x 1 homing bar			S		
1 x 1.5			S		
1 x 1.75			S		
1 x 2			S		

VERTICAL KEYS	3	3	3	3	SPACE BAR
1 x 2, vertical			S		

STEPPED KEYS	3	3	3	3	SPACE BAR
1 X 1.25, .125 step L & R			S		
1 x 1.5, .5 step L			S		

RELEASABLE KEYS	3	3	3	3	
1 x 1			S		

